

Fiscal Year

Start Year

2023

End Year

2024

Authority Budget of:
Bordentown Sewerage Authority

State Filing Year

2023

For the Period: ***December 1, 2023*** ***to*** ***November 30, 2024***

www.bordentownsa.org

Authority Web Address



Division of Local Government Services

**2023 AUTHORITY BUDGET
CERTIFICATION SECTION**

FISCAL YEAR 2023

Bordentown Sewerage Authority

AUTHORITY BUDGET

FISCAL YEAR: December 01, 2023 to November 30, 2024

For Division Use Only

CERTIFICATION OF APPROVED BUDGET

It is hereby certified that the approved Budget made a part hereof complies with the requirements of law and the rules and regulations of the Local Finance Board, and approval is given pursuant to N.J.S.A. 40A:5A-11.

*State of New Jersey
Department of Community Affairs
Director of the Division of Local Government Services*

By: _____ Date: _____

CERTIFICATION OF ADOPTED BUDGET

It is hereby certified that the adopted Budget made a part hereof has been compared with the approved Budget previously certified by the Division, and any amendments made thereto. This adopted Budget is certified with respect to such amendments and comparisons only.

*State of New Jersey
Department of Community Affairs
Director of the Division of Local Government Services*

By: _____ Date: _____

2023 PREPARER'S CERTIFICATION


Bordentown Sewerage Authority

AUTHORITY BUDGET

FISCAL YEAR: December 01, 2023 to November 30, 2024

It is hereby certified that the Authority Budget, including the Annual Budget and the Capital Budget/Program annexed hereto, represents the members of the governing body's resolve with respect to statute in that; all estimates of revenue are reasonable, accurate and correctly stated; all items of appropriation are properly set forth; and in form, and content, the budget will permit the exercise of the comptroller function within the Authority.

It is further certified that all proposed budgeted amounts and totals are correct. Also, I hereby provide reasonable assurance that all assertions contained herein are accurate and all required schedules are completed and attached.

Preparer's Signature:	
Name:	Elizabeth Kwelty
Title:	Administrative Manager
Address:	954 Farnsworth Avenue Bordentown NJ 08505
Phone Number:	609-291-9105
Fax Number:	609-291-9079
E-mail Address:	ekwelty@bordentownsa.org

AUTHORITY INTERNET WEBSITE CERTIFICATION

Authority's Web Address:

www.bordentownsa.org

All authorities shall maintain either an Internet website or a webpage on the municipality's or county's Internet website. The purpose of the website or webpage shall be to provide increased public access to the authority's operations and activities. N.J.S.A. 40A:5A-17.1 requires the following items to be included on the Authority's website at a minimum for public disclosure. Check the boxes below to certify the Authority's compliance with N.J.S.A. 40A:5A-17.1.

- ☒ A description of the Authority's mission and responsibilities.
- ☒ The budgets for the current fiscal year and immediately preceding two prior years.
- ☒ The most recent Comprehensive Annual Financial Report (Unaudited) or similar financial information *(Similar information includes items such as Revenue and Expenditure pie charts, or other types of charts, along with other information that would be useful to the public in understanding the finances/budget of the Authority).*
- ☒ The complete (all pages) annual audits (not the Audit Synopsis) for the most recent fiscal year and immediately preceding two prior years.
- ☒ The Authority's rules, regulations and official policy statements deemed relevant by the governing body of the Authority to the interests of the residents within the Authority's service area or jurisdiction.
- ☒ Notice posted pursuant to the "Open Public Meetings Act" for each meeting of the Authority, setting forth the time date, location and agenda of each meeting.
- ☒ The approved minutes of each meeting of the Authority including all resolutions of the board and their committees; for at least three consecutive fiscal years.
- ☒ The name, mailing address, electronic mail address and phone number of every person who exercises day-to-day supervision or management over some or all of the operations of the Authority.
- ☒ A list of attorneys, advisors, consultants and any other person, firm, business, partnership, corporation or other organization which received any remuneration of \$17,500 or more during the preceding fiscal year for any service whatsoever rendered to the Authority.

It is hereby certified by the below authorized representative of the Authority that the Authority's website or webpage as identified above complies with the minimum statutory requirements of N.J.S.A. 40A:5A-17.1 as listed above. A check in each of the above boxes signifies compliance.

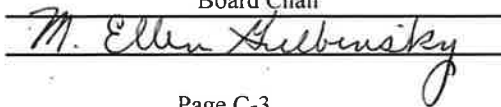
Name of Officer Certifying Compliance:

M. Ellen Gulbinsky

Title of Officer Certifying Compliance:

Board Chair

Signature:



2023 APPROVAL CERTIFICATION

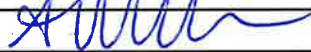
Bordentown Sewerage Authority

AUTHORITY BUDGET

FISCAL YEAR: December 01, 2023 to November 30, 2024

It is hereby certified that the Authority Budget, including all schedules appended hereto, are a true copy of the Annual Budget and Capital Budget/Program approved by resolution by the governing body Bordentown Sewerage Authority, at an open public meeting held pursuant to N.J.A.C. 5:31-2.3, on October 16, 2023.

It is further certified that the recorded vote appearing in the resolution represents not less than a of the full membership of the governing body thereof.

Officer's Signature:	
Name:	Aneka Miller
Title:	Board Secretary
Address:	954 Farnsworth Avenue Bordentown NJ 08505
Phone Number:	609-291-9105
Fax Number:	609-291-9079
E-mail Address:	amiller@bordentownsa.org; a.miller@borde

RESOLUTION 2023-104
2023 AUTHORITY BUDGET RESOLUTION

Bordentown Sewerage Authority

FISCAL YEAR: December 01, 2023 to November 30, 2024

WHEREAS, the Annual Budget for Bordentown Sewerage Authority for the fiscal year beginning December 01, 2023 and ending November 30, 2024 has been presented before the governing body of the Bordentown Sewerage Authority at its open public meeting of October 16, 2023; and

WHEREAS, the Annual Budget as introduced reflects Total Revenues of \$5,439,695.00, Total Appropriations including any Accumulated Deficit, if any, of \$5,439,695.00, and Total Unrestricted Net Position planned to be utilized as funding thereof, of \$0.00; and

WHEREAS, the Capital Budget as introduced reflects Total Capital Appropriations of \$2,235,412.00 and Total Unrestricted Net Position planned to be utilized as funding thereof, of \$1,635,412.00; and

WHEREAS, the schedule of rents, fees and other charges in effect will produce sufficient revenues, together with all other anticipated revenues to satisfy all obligations to the holders of bonds of the Authority, to meet operating expenses, capital outlays, debt service requirements, and to provide for such reserves, all as may be required by law, regulation or terms of contracts and agreements; and

WHEREAS, the Capital Budget/Program, pursuant to N.J.A.C. 5:31-2, does not confer any authorization to raise or expend funds; rather it is a document to be used as part of the said Authority's planning and management objectives. Specific authorization to expend funds for the purposes described in this section of the budget must be granted elsewhere; by bond resolution, by a project financing agreement, by resolution appropriating funds from the Renewal and Replacement Reserve or other means provided by law.

NOW, THEREFORE BE IT RESOLVED, by the governing body of the Bordentown Sewerage Authority, at an open public meeting held on October 16, 2023 that the Annual Budget, including all related schedules, and the Capital Budget/Program of the Bordentown Sewerage Authority for the fiscal year beginning December 01, 2023 and ending November 30, 2024, is hereby approved; and

BE IT FURTHER RESOLVED, that the anticipated revenues as reflected in the Annual Budget are of sufficient amount to meet all proposed expenditures/expenses and all covenants, terms and provisions as stipulated in the said Authority's outstanding debt obligations, capital lease arrangements, service contracts, and other pledged agreements; and

BE IT FURTHER RESOLVED, that the governing body of the Bordentown Sewerage Authority will consider the Annual Budget and Capital Budget/Program for Adoption on November 20, 2023.


(Secretary's Signature)

10/16/23
(Date)

Governing Body Recorded Vote

Member	Aye	Nay	Abstain	Absent
M. Ellen Gulbinsky	X			
James E. Lynch, Jr.	X			
Aneka Miller	X			
Daniel Hornickel	X			
Heather Cheesman	X			
Joseph R. Malone, III	X			

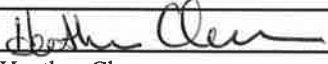
2023 ADOPTION CERTIFICATION

Bordentown Sewerage Authority

AUTHORITY BUDGET

FISCAL YEAR: December 01, 2023 to November 30, 2024

It is hereby certified that the Authority Budget and Capital Budget/Program annexed hereto is a true copy of the Budget adopted by the governing body of the Bordentown Sewerage Authority, pursuant to N.J.A.C 5:31-2.3, on November 20, 2023.

Officer's Signature:			
Name:	Heather Cheesman		
Title:	Assistant Secretary		
Address:	954 Farnsworth Avenue Bordentown NJ 08505		
Phone Number:	609-291-9105	Fax:	609-291-9079
E-mail address:	hcheesman@bordentownsa.org		

RESOLUTION 2023-109
2023 ADOPTED BUDGET RESOLUTION

Bordentown Sewerage Authority

FISCAL YEAR: December 01, 2023 to November 30, 2024

WHEREAS, the Annual Budget and Capital Budget/Program for the Bordentown Sewerage Authority for the fiscal year beginning December 01, 2023 and ending November 30, 2024 has been presented for adoption before the governing body of the Bordentown Sewerage Authority at its open public meeting of November 20, 2023; and


WHEREAS, the Annual Budget and Capital Budget as presented for adoption reflects each item of revenue and appropriation in the same amount and title as set forth in the introduced and approved budget, including all amendments thereto, if any, which have been approved by the Director of the Division of Local Government Services; and

WHEREAS, the Annual Budget presented for adoption reflects Total Revenues of \$5,439,695.00, Total Appropriations, including Accumulated Deficit, if any, of \$5,439,695.00, and Total Unrestricted Net Position utilized of \$0.00; and

WHEREAS, the Capital Budget as presented for adoption reflect Total Capital Appropriations of \$2,235,412.00 and Total Unrestricted Net Position Utilized of \$1,635,412.00; and

NOW, THEREFORE BE IT RESOLVED, by the governing body of the Bordentown Sewerage Authority at an open public meeting held on November 20, 2023 that the Annual Budget and Capital Budget/Program of the Bordentown Sewerage Authority for the fiscal year beginning December 01, 2023 and ending November 30, 2024 is hereby adopted and shall constitute appropriations for the purposes stated; and

BE IT FURTHER RESOLVED, that the Annual Budget and Capital Budget/Program as presented for adoption reflects each item of revenue and appropriation in the same amount and title as set forth in the introduced and approved budget, including all amendments thereto, if any, which have been approved by the Director of the Division of Local Government Services.


(Secretary's Signature)

11/20/2023
(Date)

Governing Body Recorded Vote

Member	Aye	Nay	Abstain	Absent
M. Ellen Gulbinsky	X			
James E. Lynch, Jr.	X			
Aneka Miller				X
Daniel Hornickel	X			
Heather Cheesman	X			
Joseph R. Malone, III	X			

**2023 AUTHORITY BUDGET
NARRATIVE AND INFORMATION SECTION**

2023 AUTHORITY BUDGET MESSAGE & ANALYSIS

Bordentown Sewerage Authority

FISCAL YEAR: December 01, 2023 to November 30, 2024

Answer all questions below using the space provided. Do not attach answers as a separate document.

1. Complete a brief statement on the Fiscal Year 2023 proposed Annual Budget and make comparison to the Fiscal Year 2022 adopted budget for each Revenues and Appropriations. Explain any variances over +/-10% (as shown on budget pages F-2 and F-4) for each individual revenue and appropriation line item. Explanations of variances should include a description of the reason for the increase or decrease in the budgeted line item, not just an indication of the amount and percent of change. Upload any supporting documentation that will help explain the reason for the increase or decrease in the budgeted line item.

REVENUES (page F-2) - Wastewater Disposal revenues are anticipated to be less than the prior year due to a reduction in hauled wastewater. Interest earned on investments has been increased due to higher bank interest rates.

The Residential Connection Fees are anticipated higher than the previous year due to a residential development of 227 units connecting to the sewer system.

APPROPRIATIONS (page F-4)

Salary and wages for the operation staff was increased in anticipation of personnel changes.

Chemicals are bid and contracted for 24 months. The bids received for contract years 2024-2025 were 29.8% higher than the previous contract term.

The debt service interest payment is less than the prior year per the loan schedule.

2. Describe the state of the local/regional economy and how it may impact the proposed Annual Budget, including the planned Capital Program.

At the present time there are two housing developments both of which are anticipated to complete construction in early 2024. There is a housing development with Planning Board approval that has not begun construction. There are two warehouses with planning board approval anticipated to be completed late 2024/early 2025.

3. Describe the reasons for utilizing Unrestricted Net Position in the proposed Annual Budget (i.e. rate stabilization, debt service reduction, to balance the budget, etc.) If the Authority's budget anticipated a use of Unrestricted Net Position, this question must be answered.

Unrestricted Net Position is not being utilized in the proposed operating Annual Budget.

The Bordentown Sewerage Authority utilizes connection fees collected in previous years to balance the budget when needed.

Fees collected in excess of budgetary expenditures represent the Unrestricted Net Position available in subsequent years for the Authority's budgetary needs.

2023 AUTHORITY BUDGET MESSAGE & ANALYSIS

Bordentown Sewerage Authority

FISCAL YEAR: December 01, 2023 to November 30, 2024

Answer all questions below using the space provided. Do not attach answers as a separate document.

4. Identify any sources of funds transferred to the County/Municipality as a budget subsidy or shared service payments, pilot payments, or other types of contracts or agreements. (Example - To provide police services to the Authority, etc. and explain the reason for the transfer (i.e. to balance the County/Municipal Budget, etc.)

The Authority pays \$4,000.00 per year for the current contract with City of Bordentown Water Utility. The water utility provides the Authority with water meter readings for usage fees to be charged on the Authority's customer billing. The Authority entered into the Intermunicipal Sludge Management Agreement with County of Burlington for sludge processing and co-composting services. The services are paid on a monthly basis to Treasurer, County of Burlington. The Authority pays for unleaded and diesel fuel on a monthly basis to Bordentown Regional School District.

5. The proposed budget must not reflect an anticipated deficit from 2022 operations. If there exists an accumulated deficit from prior year's budgets (and funding is included in the proposed budget as a result of a prior year deficit) explain the funding plan to eliminate said deficit (N.J.S.A. 40A:5A-12). If the Authority has a net deficit reported in its most recent audit, it must provide a deficit reduction plan in response to this question.

The Authority does not anticipate an operations deficit for 2023/2023-2024. The net position on the most recent Audit report ending 11/30/2022 is \$13,529,701.

(Prepare a response to deficits in most recent audit report pertaining to Deficits to Unrestricted Net Position caused by recording Pension and Post-Employment Benefits liabilities as required by GASB 68 and GASB 75) and similar types of deficits in the audit report. How would these deficits be funded?

2023 AUTHORITY BUDGET MESSAGE & ANALYSIS

Bordentown Sewerage Authority

FISCAL YEAR: December 01, 2023 to November 30, 2024

Answer all questions below using the space provided. Do not attach answers as a separate document.

6. Attach a schedule of the Authority's existing rate structure (connection fees, parking fees, service charges, etc.) **if it has been changed since the prior year budget submission** and a schedule of the proposed rate structure for the upcoming fiscal year. Explain any proposed changes in the rate structure and attach the resolution approving the change in rate structure, **if applicable**. (If no changes to fees or rates, indicate answer as "**Rates Are Staying The Same**").

Rates are staying the same.

AUTHORITY CONTACT INFORMATION

FISCAL YEAR 2023

Please complete the following information regarding this Authority. All information requested below must be completed.

Name of Authority:	Bordentown Sewerage Authority		
<i>Federal ID Number:</i>	22-2738398		
<i>Address:</i>	954 Farnsworth Avenue		
	PO Box 396		
<i>City, State, Zip:</i>	Bordentown	NJ	08505
<i>Phone: (ext.)</i>	609-291-9105	<i>Fax:</i>	609-291-9079

Preparer's Name:	Elizabeth Kwelty, Administrative Manager		
<i>Preparer's Address:</i>	954 Farnsworth Avenue, PO Box 396		
<i>City, State, Zip:</i>	Bordentown	NJ	08505
<i>Phone: (ext.)</i>	609-291-9105	<i>Fax:</i>	609-291-9079
<i>E-mail:</i>	ekwelty@bordentownsa.org		

Chief Executive Officer*	Thomas M. Redwood, Executive Director		
<i>*Or person who performs these functions under another title.</i>			
<i>Phone: (ext.)</i>	609-291-9105	<i>Fax:</i>	609-291-9079
<i>E-mail:</i>	tredwood@bordentownsa.org		

Chief Financial Officer*	Elizabeth Kwelty, Administrative Manager		
<i>*Or person who performs these functions under another title.</i>			
<i>Phone: (ext.)</i>	609-291-9105	<i>Fax:</i>	609-291-9079
<i>E-mail:</i>	ekwelty@bordentownsa.org		

Name of Auditor:	Michael Holt		
<i>Name of Firm:</i>	Holt McNally & Associates		
<i>Address:</i>	618 Stokes Road		
<i>City, State, Zip:</i>	Medford	NJ	08055
<i>Phone: (ext.)</i>	609-953-0612	<i>Fax:</i>	
<i>E-mail:</i>	mholt@hmacpainc.com		

AUTHORITY INFORMATIONAL QUESTIONNAIRE

Bordentown Sewerage Authority

FISCAL YEAR: December 01, 2023 to November 30, 2024

1. Provide the number of individuals employed as reported on the Authority's most recent Form W-3, Transmittal of Wage, and Tax Statement:

22

2. Provide the amount of total salaries and wages reported on the Authority's most recent Form W-3, Transmittal of Wage, and Tax Statements:

State Wages \$888,681.36

3. Provide the number of regular voting members of the governing body:

6

(5 or 7 per State statute, possibly more for regional authorities)

4. Provide the number of alternate voting members of the governing body:

0

(Maximum is 2)

5. **Regional Authorities Only** - Did all individuals that were required to file a Financial Disclosure Statement for the current fiscal year because of their relationship with the Authority file the form as required?

Yes

Check to see if individuals filed their FDS on the FDS webpage: <https://www.nj.gov/dca/divisions/dlgs/resources/fds.html>.

If "no", provide a list of those individuals who failed to file a Financial Disclosure Statement and an explanation as to the reason for their failure to file.

6. Does the Authority have any amounts receivable from current or former commissioners, officers, key employees, or the highest compensated employee?

No

If "yes", provide a list of those individuals, their position, the amount receivable, and a description of the amount due to the Authority.

7. Was the Authority a party to a business transaction with one of the following parties:

a. A current or former commissioner, officer, key employee, or highest compensated employee?

No

b. A family member of a current or former commissioner, officer, key employee, or highest compensated employee?

No

c. An entity of which a current or former commissioner, officer, key employee, or highest compensated employee (or family member thereof) was an officer or direct or indirect owner?

No

If the answer to any of the above is "yes", provide a description of the transaction including the name of the commissioner, officer, key employee, or highest compensated employee (or family member thereof) of the Authority; the name of the entity and relationship to the individual or family member; the amount paid; and whether the transaction was subject to a competitive bid process.

8. Did the Authority during the most recent fiscal year pay premiums, directly or indirectly, on a personal benefit contract*?

No

*A personal benefit contract is generally any life insurance, annuity, or endowment contract that benefits, directly or indirectly, the transferor, a member of the transferor's family, or any other person designated by the transferor.

If "yes", provide a description of the arrangement, the premiums paid, and indicate the beneficiary of the contract.

9. Explain the Authority's process for determining compensation for all persons listed on Page N-4. Include whether the Authority's process includes any of the following: 1) review and approval by the commissioners or a committee thereof; 2) study or survey of compensation data for comparable positions in similarly sized entities; 3) annual or periodic performance evaluation; 4) independent compensation consultant; and/or 5) written employment contract. Attach a narrative of your Authority's procedures for all individuals listed on Page N-4 (2 of 2).

AUTHORITY INFORMATIONAL QUESTIONNAIRE (CONTINUED)

Bordentown Sewerage Authority

FISCAL YEAR: December 01, 2023 to November 30, 2024

10. Did the Authority pay for meals or catering during the current fiscal year?

No

If "yes", provide a detailed list of all meals and/or catering invoices for the current fiscal year and provide an explanation for each expenditure listed.

11. Did the Authority pay for travel expenses for any employee of individual listed on Page N-4?

No

If "yes", provide a detailed list of all travel expenses for the current fiscal year and provide an explanation for each expenditure listed.

12. Did the Authority provide any of the following to or for a person listed on Page N-4 or any other employee of the Authority?

- a. First class or charter travel
- b. Travel for companions
- c. Tax indemnification and gross-up payments
- d. Discretionary spending account
- e. Housing allowance or residence for personal use
- f. Payments for business use of personal residence
- g. Vehicle/auto allowance or vehicle for personal use
- h. Health or social club dues or initiation fees
- i. Personal services (i.e. maid, chauffeur, chef)

No
No
No
No
No
No
Yes
No
No

If the answer to any of the above is "yes", provide a description of the transaction including the name and position of the individual and the amount expended.

13. Did the Authority follow a written policy regarding payment or reimbursement for expenses incurred by employees and/or commissioners during the course of Authority business and does that policy require substantiation of expenses through receipts or invoices prior to reimbursement?

Yes

If "no", attach an explanation of the Authority's process for reimbursing employees and commissioners for expenses. (If your authority does not allow for reimbursements, indicate that in answer).

14. Did the Authority make any payments to current or former commissioners or employees for severance or termination?

No

If "yes", provide explanation, including amount paid.

15. Did the Authority make payments to current or former commissioners or employees that were contingent upon the performance of the Authority or that were considered discretionary bonuses?

No

If "yes", provide explanation including amount paid.

16. Did the Authority receive any notices from the Department of Environmental Protection or any other entity regarding maintenance or repairs required to the Authority's systems to bring them into compliance with current regulations and standards that it has not yet taken action to remediate?

No

If "yes", provide explanation as to why the Authority has not yet undertaken the required maintenance or repairs and describe the Authority's plan to address the conditions identified.

AUTHORITY INFORMATIONAL QUESTIONNAIRE (CONTINUED)

Bordentown Sewerage Authority

FISCAL YEAR: December 01, 2023 to November 30, 2024

17. Did the Authority receive any notices of fines or assessments from the Department of Environmental Protection or any other entity due to noncompliance with current regulations (i.e. sewer overflow, etc.)?

If "yes", provide description of the event or condition that resulted in the fine/assessment and indicate the amount of the fine/assessment.

AUTHORITY INFORMATIONAL QUESTIONNAIRE (CONTINUED)

Bordentown Sewerage Authority

FISCAL YEAR: December 01, 2023 to November 30, 2024

Use the space below to provide clarification for any Questionnaire responses.

Question 12, item g, Page N-3 (2)

The Executive Director's contract provides for use of an Authority vehicle for commuting purposes.
Presently, the commuting vehicle is a 2015 Jeep Patriot.

Question 9

Compensation for Board members was approved by Resolution of the Board.
Compensation for Executive Director was determined by the Board with an
employment contract commencing August 1, 2020.

AUTHORITY SCHEDULE OF COMMISSIONERS, OFFICERS, KEY EMPLOYEES HIGHEST COMPENSATED EMPLOYEES AND INDEPENDENT CONTRACTORS

Bordentown Sewerage Authority

FISCAL YEAR: December 01, 2023 to November 30, 2024

Complete the attached table for all persons required to be listed per #1-4 below.

- 1) List all of the Authority's current commissioners and officers and amount of compensation from the Authority as defined below. Enter zero if no compensation was paid.
- 2) List all of the Authority's key employees and highest compensated employees other than a commissioner or officer as defined below and amount of compensation from the Authority.
- 3) List all of the Authority's former officers, key employees, and highest compensated employees who received more than \$100,000 in reportable compensation from the Authority during the most recent fiscal year completed.
- 4) List all of the Authority's former commissioners who received more than \$10,000 in reportable compensation from the Authority during the most recent fiscal year completed.

Commissioner: A member of the governing body of the authority with voting rights. Include alternates for the purposes of this schedule.

Officer: A person elected or appointed to manage the authority's daily operations at any time during the year, such as the chairperson, vice-chairperson, secretary, or treasurer. For the purposes of this schedule, treat the authority's top management official and top financial officer as officers, if applicable. A member of the governing body may be both a commissioner and an officer for the purposes of this schedule.

Key Employee: An employee or independent contractor of the authority (other than a commissioner or officer) who meets

- a) The individual received reportable compensation from the authority and other public entities in excess of \$150,000 for the most recent fiscal year completed; and
- b) The individual has responsibilities or influence over the authority as a whole or has power to control or determine 10% or more of the authority's capital expenditures or operating budget.

Highest Compensated Employee: One of the five highest compensated employees or independent contractors of the authority other than current commissioners, officers, or key employees whose aggregate reportable compensation from the authority and other public entities is greater than \$100,000 for the most recent fiscal year completed.

Compensation: All forms of cash and non-cash payments or benefits provided in exchange for services, including salaries and wages, bonuses, severance payments, deferred payments, retirement benefits, fringe benefits, and other financial arrangements or transactions such as personal vehicles, meals, housing, personal, and family education benefits, below-market loans, payment of personal or family travel, entertainment, and personal use of the Authority's property. Compensation includes payments and other benefits provided to both employees and independent contractors in exchange for services.

Reportable Compensation (Use the most recent W-2 available): The aggregate compensation that is reported (or required to be reported) on Form W-2, box 1 or 5, whichever amount is greater, and/or Form 1099-MISC, box 7, for the most recent calendar year ended 60 days before the start of the proposed budget year.

Bordentown Sewerage Authority
For the Period December 01, 2023 to November 30, 2024

	Name	Title	Average Hours per Week Dedicated to Position	Position		Reportable Compensation from Authority (W-2/ 1099)					Estimated amount of other compensation from the Authority (health benefits, pension, etc.)	Total Compensation from Authority
				Commissioner	Officer	Key Employee	Highest Compensated	Former	Base Salary/ Stipend	Bonus	Other (auto allowance, expense account, payment in lieu of health benefits, etc.)	
1	M. Ellen Gulbinsky	Board Chair	5	x					\$ 500.00			\$ 500.00
2	James E. Lynch, Jr.	Board Vice-Chair	5	x					\$ 500.00			\$ 500.00
3	Aneka Miller	Secretary	5	x					\$ 500.00			\$ 500.00
4	Daniel Hornickel	Treasurer	5	x					\$			\$
5	Joseph R. Malone, III	Assistant Secretary	5	x					\$ 500.00			\$ 500.00
6	Heather Cheesman	Assistant Secretary	5	x					\$ 500.00			\$ 500.00
7	Thomas M Redwood	Executive Director	40		x				\$ 99,863.47	\$	780.00	\$ 21,039.78 \$ 121,683.25
8	Elizabeth Kweley	Administrative Manager	40		x				\$ 74,179.25			\$ 17,615.59 \$ 91,794.84
9	Leonard de Groot	Former Treasurer	5			x			\$ 166.67			\$ 166.67
10												
11												
12												
13												
14												
15												
16												
17												
18												
19												
20												
21												
22												
23												
24												
25												
26												
27												
28												
29												
30												
31												
32												
33												
34												
35												
Total:									\$ 176,709.39	\$	\$ 780.00	\$ 38,655.37 \$ 216,144.76

Schedule of Health Benefits - Detailed Cost Analysis

Bordentown Sewerage Authority

For the Period: December 01, 2023 to November 30, 2024

If no health benefits, check this box: ☐

	# of Covered Members (Medical & Rx) Proposed Budget	Annual Cost Estimate per Employee Proposed Budget	Total Cost Estimate Proposed Budget	# of Covered Members (Medical & Rx) Current Year	Annual Cost per Employee Current Year	Total Current Year Cost	\$ Increase (Decrease)	% Increase (Decrease)
Active Employees - Health Benefits - Annual Cost								
Single Coverage				2	13,674.60	27,349.20	(27,349.20)	-100.0%
Parent & Child				1	18,994.80	18,994.80	(18,994.80)	-100.0%
Employee & Spouse (or Partner)				5	28,034.00	140,170.00	(140,170.00)	-100.0%
Family	14	33,000.00	462,000.00	6	39,753.00	238,518.00	223,482.00	93.7%
Employee Cost Sharing Contribution (enter as negative -)			(84,000.00)			(82,887.84)	(1,112.16)	1.3%
Subtotal	14		378,000.00	14		342,144.16	35,855.84	10.5%
Commissioners - Health Benefits - Annual Cost								
Single Coverage								
Parent & Child								
Employee & Spouse (or Partner)								
Family								
Employee Cost Sharing Contribution (enter as negative -)								
Subtotal								
Retirees - Health Benefits - Annual Cost								
Single Coverage	3	734.00	2,202.00	3	733.91	2,201.73	0.27	0.0%
Parent & Child								
Employee & Spouse (or Partner)	4	1,115.00	4,460.00	4	1,114.62	4,458.48	1.52	0.0%
Family	1	1,454.00	1,454.00	1	1,454.10	1,454.10	(0.10)	0.0%
Employee Cost Sharing Contribution (enter as negative -)								
Subtotal	8		8,116.00	8		8,114.31	1.69	0.0%
GRAND TOTAL	22		386,116.00	22		350,258.47	35,857.53	10.2%

Is medical coverage provided by the SHBP (Yes or No)?	Yes
Is prescription drug coverage provided by the SHBP (Yes or No)?	Yes

Bordentown Sewerage Authority
For the Period: December 01, 2023 to November 30, 2024

Complete the below table for the Authority's accrued liability for compensated absences.

If no accumulated absences, check this box: ☐

Individuals Eligible for Benefit	Gross Days of Accumulated Compensated Absences per Most Recent Audit	Dollar Value of		Legal Basis for Benefit		
		Accrued	Compensated Absence Liability	Approved Labor Agreement	Resolution	Individual Employment Agreement
C. Bluhm	48	\$	5,335.47		x	
T. Downs	14	\$	1,062.14		x	
A. Dunlevy	0	\$	-		x	
A. Hale	41	\$	4,544.12		x	
T. Jarvis	339	\$	11,303.25		x	
A. Mclemore	1	\$	97.96		x	
S. Muller	3	\$	264.32		x	
K. Nelson	84	\$	7,754.51		x	
Q. Nixon	17	\$	1,152.15		x	
T. Redwood	438	\$	11,303.25		x	
J. Sullivan	38	\$	2,585.52		x	
P. Tohill	0	\$	-		x	
E. Gehm	21	\$	1,726.98		x	
R. Ivey	28	\$	2,036.24		x	
E. Kwelty	172	\$	11,303.25			
Total as of 11/30/2022						
Total liability for accumulated compensated absences at per most recent audit (this page only)		\$	60,469.16			

Bordentown Sewerage Authority

For the Period: December 01, 2023 to November 30, 2024

If no shared services, check this box: ☐

Enter the shared service agreements that the Authority currently engages in and identify the amount that is received/paid for those services.

Page N-7

**2023 AUTHORITY BUDGET
FINANCIAL SCHEDULES SECTION**

SUMMARY

Bordentown Sewerage Authority
For the Period: December 01, 2023 to November 30, 2024

	FY 2023 Proposed Budget						FY 2022 Adopted Budget	\$ Increase (Decrease) Proposed vs. Adopted	% Increase (Decrease) Proposed vs. Adopted	
	Sewer	Operation	Operation	Operation	Operation	Total All	Total All Operations			All Operations
		#2	#3	#4	#5	#6				
REVENUES										
Total Operating Revenues	\$ 5,389,695	\$ -	\$ -	\$ -	\$ -	\$ 5,389,695	\$ 5,227,238	\$ 162,457	3.1%	
Total Non-Operating Revenues	50,000	-	-	-	-	50,000	25,000	25,000	100.0%	
Total Anticipated Revenues	5,439,695	-	-	-	-	5,439,695	5,252,238	187,457	3.6%	
APPROPRIATIONS										
Total Administration	1,274,471	-	-	-	-	1,274,471	1,246,534	27,937	2.2%	
Total Cost of Providing Services	2,442,918	-	-	-	-	2,442,918	2,288,020	154,898	6.8%	
Total Principal Payments on Debt Service in Lieu of Depreciation	1,523,238	-	-	-	-	1,523,238	1,449,623	73,615	5.1%	
Total Operating Appropriations	5,240,627	-	-	-	-	5,240,627	4,984,177	256,450	5.1%	
Total Interest Payments on Debt	149,068	-	-	-	-	149,068	218,061	(68,993)	-31.6%	
Total Other Non-Operating Appropriations	50,000	-	-	-	-	50,000	50,000	-	-	
Total Non-Operating Appropriations	199,068	-	-	-	-	199,068	268,061	(68,993)	-25.7%	
Accumulated Deficit	-	-	-	-	-	-	-	-	#DIV/0!	
Total Appropriations and Accumulated Deficit	5,439,695	-	-	-	-	5,439,695	5,252,238	187,457	3.6%	
Less: Total Unrestricted Net Position Utilized	-	-	-	-	-	-	-	-	#DIV/0!	
Net Total Appropriations	5,439,695	-	-	-	-	5,439,695	5,252,238	187,457	3.6%	
ANTICIPATED SURPLUS (DEFICIT)	\$ -	\$ -	\$ -	\$ -	\$ -	\$ -	\$ -	\$ -	#DIV/0!	

Bordentown Sewerage Authority
For the Period: December 01, 2023 to November 30, 2024

Page F-2

Bordentown Sewerage Authority

[illegible]

Appropriations Schedule

Bordentown Sewerage Authority

For the Period: December 01, 2023 to November 30, 2024

	FY 2023 Proposed Budget						FY 2022 Adopted Budget	\$ Increase (Decrease) Proposed vs. Adopted	% Increase (Decrease) Proposed vs. Adopted
	Sewer	Operation #2	Operation #3	Operation #4	Operation #5	Operation #6	Total All Operations	Total All Operations	All Operations
OPERATING APPROPRIATIONS									
<i>Administration - Personnel</i>									
Salary & Wages	\$ 339,500						\$ 339,500	\$ 314,500	\$ 25,000 7.9%
Fringe Benefits	446,371						446,371	432,434	13,937 3.2%
Total Administration - Personnel	785,871	-	-	-	-	-	785,871	746,934	38,937 5.2%
<i>Administration - Other (List)</i>									
Professional Fees & Insurance	333,300						333,300	348,000	(14,700) -4.2%
Office Machinery & Equipment	95,100						95,100	92,000	3,100 3.4%
Office Supplies & Postage	26,000						26,000	26,000	- 0.0%
Training, Scholarships, & Misc.	34,200						34,200	33,600	600 1.8%
Miscellaneous Administration*							-	-	#DIV/0!
Total Administration - Other	488,600	-	-	-	-	-	488,600	499,600	(11,000) -2.2%
Total Administration	1,274,471	-	-	-	-	-	1,274,471	1,246,534	27,937 2.2%
<i>Cost of Providing Services - Personnel</i>									
Salary & Wages	890,000						890,000	777,000	113,000 14.5%
Fringe Benefits	430,683						430,683	430,920	(237) -0.1%
Total COPS - Personnel	1,320,683	-	-	-	-	-	1,320,683	1,207,920	112,763 9.3%
<i>Cost of Providing Services - Other (List)</i>									
Utilities, Alarms, & Sludge Hauling	601,000						601,000	610,500	(9,500) -1.6%
Plant, Buildings & Grounds Maintenance	125,000						125,000	123,000	2,000 1.6%
Chemicals, Permits, & Lab Equipment	328,136						328,136	278,500	49,636 17.8%
Vehicles, Uniforms, Safety, & Misc.	68,100						68,100	68,100	- 0.0%
Miscellaneous COPS*							-	-	#DIV/0!
Total COPS - Other	1,122,236	-	-	-	-	-	1,122,236	1,080,100	42,136 3.9%
Total Cost of Providing Services	2,442,918	-	-	-	-	-	2,442,918	2,288,020	154,898 6.8%
Total Principal Payments on Debt Service in Lieu of Depreciation	1,523,238	-	-	-	-	-	1,523,238	1,449,623	73,615 5.1%
Total Operating Appropriations	5,240,627	-	-	-	-	-	5,240,627	4,984,177	256,450 5.1%
NON-OPERATING APPROPRIATIONS									
Total Interest Payments on Debt	149,068	-	-	-	-	-	149,068	218,061	(68,993) -31.6%
Operations & Maintenance Reserve							-	-	#DIV/0!
Renewal & Replacement Reserve	50,000						50,000	50,000	- 0.0%
Municipality/County Appropriation							-	-	#DIV/0!
Other Reserves							-	-	#DIV/0!
Total Non-Operating Appropriations	199,068	-	-	-	-	-	199,068	268,061	(68,993) -25.7%
TOTAL APPROPRIATIONS	5,439,695	-	-	-	-	-	5,439,695	5,252,238	187,457 3.6%
ACCUMULATED DEFICIT									
TOTAL APPROPRIATIONS & ACCUMULATED DEFICIT	5,439,695	-	-	-	-	-	5,439,695	5,252,238	187,457 3.6%
UNRESTRICTED NET POSITION UTILIZED									
Municipality/County Appropriation							-	-	#DIV/0!
Other							-	-	#DIV/0!
Total Unrestricted Net Position Utilized							-	-	#DIV/0!
TOTAL NET APPROPRIATIONS	\$ 5,439,695	\$ -	\$ -	\$ -	\$ -	\$ -	\$ 5,439,695	\$ 5,252,238	\$ 187,457 3.6%

* Miscellaneous line items may not exceed 5% of total operating appropriations shown below. If amount in miscellaneous is greater than the amount shown below, then the line item must be itemized above.

5% of Total Operating Appropriations \$ 262,031.35 \$ - \$ - \$ - \$ - \$ - \$ - \$ 262,031.35

Prior Year Adopted Appropriations Schedule

Bordentown Sewerage Authority

FY 2022 Adopted Budget

	Sewer	Operation #2	Operation #3	Operation #4	Operation #5	Operation #6	Total All Operations
OPERATING APPROPRIATIONS							
<i>Administration - Personnel</i>							
Salary & Wages	\$ 314,500						\$ 314,500
Fringe Benefits	432,434						432,434
Total Administration - Personnel	746,934						746,934
<i>Administration - Other (List)</i>							
Professional Fees & Insurance	348,000						348,000
Office Machinery & Equipment	92,000						92,000
Office Supplies & Postage	26,000						26,000
Training, Scholarships, & Misc.	33,600						33,600
Miscellaneous Administration*							-
Total Administration - Other	499,600						499,600
Total Administration	1,246,534						1,246,534
<i>Cost of Providing Services - Personnel</i>							
Salary & Wages	777,000						777,000
Fringe Benefits	430,920						430,920
Total COPS - Personnel	1,207,920						1,207,920
<i>Cost of Providing Services - Other (List)</i>							
Utilities, Alarms, & Sludge Hauling	610,500						610,500
Plant, Buildings & Grounds Maintenance	123,000						123,000
Chemicals, Permits, & Lab Equipment	278,500						278,500
Vehicles, Uniforms, Safety, & Misc.	68,100						68,100
Miscellaneous COPS*							-
Total COPS - Other	1,080,100						1,080,100
Total Cost of Providing Services	2,288,020						2,288,020
Total Principal Payments on Debt Service in Lieu of Depreciation	1,449,623						1,449,623
Total Operating Appropriations	4,984,177						4,984,177
NON-OPERATING APPROPRIATIONS							
Total Interest Payments on Debt	218,061						218,061
Operations & Maintenance Reserve							-
Renewal & Replacement Reserve	50,000						50,000
Municipality/County Appropriation							-
Other Reserves							-
Total Non-Operating Appropriations	268,061						268,061
TOTAL APPROPRIATIONS	5,252,238						5,252,238
ACCUMULATED DEFICIT							
TOTAL APPROPRIATIONS & ACCUMULATED DEFICIT	5,252,238						5,252,238
UNRESTRICTED NET POSITION UTILIZED							
Municipality/County Appropriation							-
Other							-
Total Unrestricted Net Position Utilized							-
TOTAL NET APPROPRIATIONS	\$ 5,252,238	\$ -	\$ -	\$ -	\$ -	\$ -	\$ 5,252,238

* Miscellaneous line items may not exceed 5% of total operating appropriations shown below. If amount in miscellaneous is greater than the amount shown below, then the line item must be itemized above.

5% of Total Operating Appropriations \$ 249,208.85 \$ - \$ - \$ - \$ - \$ - \$ 249,208.85

Debt Service Schedule - Principal

Bordentown Sewerage Authority

If Authority has no debt, check this box: ☐

		Fiscal Year Ending in									Total Principal Outstanding
Date of Local Finance Board Approval		2022 (Adopted Budget)	2023 (Proposed Budget)	2024	2025	2026	2027	2028	Thereafter		
Sewer											
	Series A through J	\$ 1,449,623	\$ 1,523,238	\$ 1,587,504	\$ 1,617,749	\$ 227,225	\$ 227,234	\$ 226,245	\$ 57,784	\$ 5,466,979	
	07/24/1986										
	Total Principal	1,449,623	1,523,238	1,587,504	1,617,749	227,225	227,234	226,245	57,784	5,466,979	
	Operation #2										
	Total Principal										
	Operation #3										
	Total Principal										
	Operation #4										
	Total Principal										
	Operation #5										
	Total Principal										
	Operation #6										
	Total Principal										
	TOTAL PRINCIPAL ALL OPERATIONS	\$ 1,449,623	\$ 1,523,238	\$ 1,587,504	\$ 1,617,749	\$ 227,225	\$ 227,234	\$ 226,245	\$ 57,784	\$ 5,466,979	

Indicate the Authority's most recent bond rating and the year of the rating by ratings service.

	Moody's	Fitch	Standard & Poors
Bond Rating			A-(SPUR)/Stable
Year of Last Rating			2023

Debt Service Schedule - Interest

Bordentown Sewerage Authority

If Authority has no debt, check this box: ☐

Fiscal Year Ending in											Total Interest Payments Outstanding
		2022 (Adopted Budget)	2023 (Proposed Budget)	2024	2025	2026	2027	2028	Thereafter		
Sewer											
	Series A through J	\$ 218,061	\$ 149,068	\$ 76,825	\$ 15,220	\$ 10,751	\$ 7,182	\$ 3,652	\$ 4,524	\$ 267,222	
	Total Interest Payments	218,061	149,068	76,825	15,220	10,751	7,182	3,652	4,524	267,222	
Operation #2											
	Total Interest Payments	-	-	-	-	-	-	-	-	-	
Operation #3											
	Total Interest Payments	-	-	-	-	-	-	-	-	-	
Operation #4											
	Total Interest Payments	-	-	-	-	-	-	-	-	-	
Operation #5											
	Total Interest Payments	-	-	-	-	-	-	-	-	-	
Operation #6											
	Total Interest Payments	-	-	-	-	-	-	-	-	-	
	Total Interest Payments	-	-	-	-	-	-	-	-	-	
	TOTAL INTEREST ALL OPERATIONS	\$ 218,061	\$ 149,068	\$ 76,825	\$ 15,220	\$ 10,751	\$ 7,182	\$ 3,652	\$ 4,524	\$ 267,222	

Net Position Reconciliation

Bordentown Sewerage Authority

For the Period: December 01, 2023 to November 30, 2024

FY 2023 Proposed Budget

	Operation #2	Operation #3	Operation #4	Operation #5	Operation #6	Total All Operations
TOTAL NET POSITION BEGINNING OF LATEST AUDIT REPORT YEAR(1)						
Less: Invested in Capital Assets, Net of Related Debt (1)	\$ 13,529,701					\$ 13,529,701
Less: Restricted for Debt Service Reserve (1)	8,848,934					8,848,934
Less: Other Restricted Net Position (1)	3,499,473					3,499,473
Total Unrestricted Net Position (1)	1,878,185					1,878,185
Less: Designated for Non-Operating Improvements & Repairs	(696,891)					(696,891)
Less: Designated for Rate Stabilization						
Less: Other Designated by Resolution						
Plus: Accrued Unfunded Pension Liability (1)						
Plus: Accrued Unfunded Other Post-Employment Benefit Liability (1)	2,062,652					2,062,652
Plus: Estimated Income (Loss) on Current Year Operations (2)	4,583,854					4,583,854
Plus: Other Adjustments (attach schedule)						
UNRESTRICTED NET POSITION AVAILABLE FOR USE IN PROPOSED BUDGET	5,949,615					5,949,615
Unrestricted Net Position Utilized to Balance Proposed Budget						
Unrestricted Net Position Utilized in Proposed Capital Budget	1,635,412					1,635,412
Appropriation to Municipality/County (3)						
Total Unrestricted Net Position Utilized in Proposed Budget	1,635,412					1,635,412
PROJECTED UNRESTRICTED UNDESIGNATED NET POSITION AT END OF YEAR						
Last issued Audit Report (4)	\$ 4,314,203	\$ -	\$ -	\$ -	\$ -	\$ 4,314,203

(1) Total of all operations for this line item must agree to audited financial statements.

(2) Include budgeted and unbudgeted use of unrestricted net position in the current year's operations.

(3) Amount may not exceed 5% of total operating appropriations. See calculation below.

Maximum Allowable Appropriation to Municipality/County

\$ 262,031 \$ - \$ - \$ - \$ - \$ - \$ 262,031

(4) If Authority is projecting a deficit for any operation at the end of the budget period, the Authority must attach a statement explaining its plan to reduce the deficit, including the timeline for elimination of the deficit, if not already detailed in the budget narrative section.

FISCAL YEAR 2023

Bordentown Sewerage Authority

(Authority Name)

2023 AUTHORITY CAPITAL BUDGET/PROGRAM

2023 CERTIFICATION OF AUTHORITY CAPITAL BUDGET / PROGRAM


Bordentown Sewerage Authority

(Authority Name)

Fiscal Year: December 01, 2023 to November 30, 2024

Check the box for the applicable statement below:

- ☒ It is hereby certified that the Authority Capital Budget/Program annexed hereto is a true copy of the Capital Budget/Program approved, pursuant to N.J.A.C. 5:31-2.2, along with the Annual Budget, of governing body of the Bordentown Sewerage Authority, on October 16, 2023.
- ☐ It is hereby certified that the governing body of the Bordentown Sewerage Authority have elected **NOT** to adopt and Capital Budget/Program for the aforesaid fiscal year, pursuant to N.J.A.C. 5:31-2.2, along with the Annual Budget by the governing body of the Bordentown Sewerage Authority, for the following reason(s):

Officer's Signature:	
Name:	Aneka Miller
Title:	Board Secretary
Address:	954 Farnsworth Avenue Bordentown NJ 08505
Phone Number:	609-291-9105
Fax Number:	609-291-9079
E-mail Address:	amiller@bordentownsa.org; a.miller@border

2023 CAPITAL BUDGET/PROGRAM MESSAGE

Bordentown Sewerage Authority

Fiscal Year: December 01, 2023 to November 30, 2024

Answer all questions below using the space provided.

1. Has each municipality or county affected by the actions of the authority participated in the development of the capital plan and reviewed or approved the plans or projects included within the Capital Budget/Program (this may include the governing body or certain officials, such as planning boards, Construction Code Officials) as to these projects?

Yes

2. Has each capital project/project financing been developed from a specific capital improvement plan or report; does it include lifecycle costs; and is it consistent with the appropriate elements of Master Plans or other plans in the jurisdiction(s) served by the authority?

Yes

Yes

3. Has a long-term (5 years or more) infrastructure needs and other capital items (Vehicles, Equipment) needs assessment been prepared?

Yes

4. If amounts are on Page CB-3 in the column Debt Authorizations, indicate the primary source of funding the debt service for the Debt Authorizations (example - rate increase).

Page CB-3 shows funding sources from Unrestricted Net Position and Renewal and Replacement.

5. Please indicate which capital projects/project financings are being undertaken in the Metropolitan or Suburban Planning Areas as defined in the State Development and Redevelopment Plan.

There are no capital projects taking place outside of Authority owned property or easements.

6. Please indicate which capital projects/project financings are being undertaken within the boundary of a State Planning Commission-designated Center and/or Endorsed Plan and if the project was included in the Plan Implementation Agenda for that Center/Endorsed Plan.

There are no capital projects taking place outside of Authority owned property or easements.

Proposed Capital Budget

Bordentown Sewerage Authority

For the Period: December 01, 2023 to November 30, 2024

		Funding Sources				
	Estimated Total Cost	Unrestricted Net Position Utilized	Renewal & Replacement Reserve	Debt Authorization	Capital Grants	Other Sources
Sewer						
Plant & Repairs	\$ 1,182,412	\$ 932,412	\$ 250,000			
Collection System	930,000	680,000	250,000			
Vehicle Replacement	100,000		100,000			
Laboratory Equipment	23,000	23,000				
Total	2,235,412	1,635,412	600,000			
Operation #2						
Total						
Operation #3						
Total						
Operation #4						
Total						
Operation #5						
Total						
Operation #6						
Total						
TOTAL PROPOSED CAPITAL BUDGET	\$ 2,235,412	\$ 1,635,412	\$ 600,000	\$ -	\$ -	\$ -

Enter brief description of up to four projects for each operation above. For operations with more than four budgeted projects, please utilize the additional pages. Input total amount of all projects for the operation on single line and enter "See Additional Pages" instead of project description.

5 Year Capital Improvement Plan

Bordentown Sewerage Authority

For the Period: December 01, 2023 to November 30, 2024

Fiscal Year Ending in

	Estimated Total Cost	2023 (Proposed Budget)	2024	2025	2026	2027	2028
<i>Sewer</i>							
Plant & Repairs	\$ 3,432,412	\$ 1,182,412	\$ 450,000	\$ 450,000	\$ 450,000	\$ 450,000	\$ 450,000
Collection System	1,680,000	930,000	150,000	150,000	150,000	150,000	150,000
Vehicle Replacement	375,000	100,000	55,000	55,000	55,000	55,000	55,000
Laboratory Equipment	138,000	23,000	23,000	23,000	23,000	23,000	23,000
Total	5,625,412	2,235,412	678,000	678,000	678,000	678,000	678,000
<i>Operation #2</i>							
Total							
<i>Operation #3</i>							
Total							
<i>Operation #4</i>							
Total							
<i>Operation #5</i>							
Total							
<i>Operation #6</i>							
Total							
TOTAL	\$ 5,625,412	\$ 2,235,412	\$ 678,000	\$ 678,000	\$ 678,000	\$ 678,000	\$ 678,000

5 Year Capital Improvement Plan Funding Sources

Bordentown Sewerage Authority

For the Period: December 01, 2023 to November 30, 2024

		Funding Sources				
	Estimated Total Cost	Unrestricted Net Position Utilized	Renewal & Replacement Reserve	Debt Authorization	Capital Grants	Other Sources
<i>Sewer</i>						
Plant & Repairs	\$ 3,437,512	\$ 1,827,512	\$ 1,610,000			
Collection System	1,508,000	758,000	750,000			
Vehicle Replacement	625,000	350,000	275,000			
Laboratory Equipment	138,000	138,000				
Total	5,708,512	3,073,512	2,635,000	-	-	-
<i>Operation #2</i>						
	-					
Total	-	-	-	-	-	-
<i>Operation #3</i>						
	-					
Total	-	-	-	-	-	-
<i>Operation #4</i>						
	-					
Total	-	-	-	-	-	-
<i>Operation #5</i>						
	-					
Total	-	-	-	-	-	-
<i>Operation #6</i>						
	-					
Total	-	-	-	-	-	-
TOTAL	<u>\$ 5,708,512</u>	<u>\$ 3,073,512</u>	<u>\$ 2,635,000</u>	<u>\$ -</u>	<u>\$ -</u>	<u>\$ -</u>
Total 5 Year Plan per CB-4	<u>\$ 5,625,412</u>					
Balance check	83,100	If amount is other than zero, verify that projects listed above match projects listed on CB-4.				

**Annual List of Change Orders Approved
Pursuant to N.J.A.C. 5:30-11**

Contracting Unit: Bordentown Sewerage Authority Year Ending: November 30, 2022

The following is a complete list of all change orders which caused the originally awarded contract price to be exceeded by more than 20 percent. For regulatory details please consult N.J.A.C. 5:30-11.1 et seq. Please identify each change order by name of the project.

--

For each change order listed above, submit with introduced budget a copy of the governing body resolution authorizing the change order and an Affidavit of Publication for the newspaper notice required by N.J.A.C. 5:30-11.9(d). (Affidavit must include a copy of the newspaper notice.)

If you have not had a change order exceeding the 20 percent threshold for the year indicated above, please check here ☒ and certify below.

10/16/2023

Date

ekwelly@bordentownsa.org

Clerk/Secretary to the Governing Body

Appendix to Budget Document